
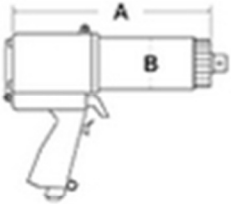



# Total Torque Inc.

## Pneumatic Series : 15DX



		A	8 in.
		B	2.7 in.
		C	2.75 in.
		D	8.1 in.

Part No.	Tool Model	Drive Size	Torque (low - high)	RPM	Weight	Noise Level
17328	15DX	1.0 in.	300-1500 ft/lbs.	10	8.6 lbs.	80 db