
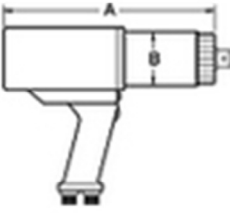



Total Torque Inc.

Electric Series : E-RAD 6000



		A	16.5 in.
		B	4.0 in.
		C	3.5 in.
		D	8.75 in.

Part No.	Tool Model	Drive Size	Torque (low - high)	RPM	Weight	Noise Level
21983	E-RAD 6000	1.5 in.	1500-6000 ft/lbs.	4	29 lbs.	75 db